

/// MLD 300 transmitter/receiver



Like the protective sensors of the MLD 500 series (type 4), these type 2 multiple light beam safety devices are also available in various function classes (MLD 310, 312, 320, 330, 335). Configuration via PC or DIP switch is not necessary.



PART NUMBER CODES – MLD 500, MLD 300 multiple light beam safety devices

M L D 3 0 0 T 2 L -

| | | |
|-------------------------------------------------------------------|-----|---------------------------------------------------------------------|
| Type | MLD | Multiple light beam safety device |
| Series | 3 | MLD 300 |
| | 5 | MLD 500 |
| Function | 00 | Transmitter |
| | 10 | Automatic restart |
| | 12 | External testing (MLD 300 only) |
| | 20 | Start/restart interlock selectable, contactor monitoring selectable |
| | 30 | 2-sensor muting (timing controlled, sequence controlled) |
| | 35 | 4-sensor muting (timing controlled) |
| Device type | T | Transmitter |
| | R | Receiver |
| | RT | Transceiver |
| | xT | Transmitter for high range |
| | xR | Receiver for high range |
| No. of beams | 2 | 2-beam |
| | 3 | 3-beam |
| | 4 | 4-beam |
| Option | L | Integrated laser alignment aid |
| | M | Integrated indicator |
| | E | Connection socket for external muting indicator (AS-i models only) |
| Safety-related switching outputs (OSSD), connection system | - | Transistor output, M12 plug |
| | A | Integrated AS-i interface, M12 plug, (safety bus system) |

MLD 310

These multiple light beam safety devices are equipped with an automatic restart.

Benefits:

- The configuration is simply performed by means of wiring, i.e. no software, PC or DIP switch are necessary
- Use at ambient temperatures as low as -30 °C is possible
- Options: integrated muting indicator

| Part no. | Part description | Beam spacing | Number of beams | Operating range | Connection | Design |
|----------|------------------|--------------|-----------------|-----------------|------------------------------|--------|
| 66033100 | ► MLD310-R2 | 500 mm | 2x | | Connector, M12, 5-pin, metal | |
| 66001100 | ◄ MLD300-T2 | 500 mm | 2x | 0.5 ... 50 m | Connector, M12, 5-pin, metal | |
| 66033500 | ► MLD310-XR2 | 500 mm | 2x | | Connector, M12, 5-pin, metal | |
| 66001500 | ◄ MLD300-XT2 | 500 mm | 2x | 20 ... 70 m | Connector, M12, 5-pin, metal | |

► receiver / ◄ transmitter
Included in delivery: sliding blocks

Switching sensors

Measuring sensors

Products for safety at work

Identification

Data transmission / Control components

Industrial image processing

Accessories

| Part no. | Part description | Beam spacing | Number of beams | Operating range | Connection | Design |
|----------|------------------|--------------|-----------------|-----------------|------------------------------|--------------------------------------------|
| 66036100 | ► MLD310-R2L | 500 mm | 2x | | Connector, M12, 5-pin, metal | Reflective element for laser alignment aid |
| 66002100 | ◄ MLD300-T2L | 500 mm | 2x | 0.5 ... 50 m | Connector, M12, 5-pin, metal | Integrated laser alignment aid |
| 66036500 | ► MLD310-XR2L | 500 mm | 2x | | Connector, M12, 5-pin, metal | Reflective element for laser alignment aid |
| 66002500 | ◄ MLD300-XT2L | 500 mm | 2x | 20 ... 70 m | Connector, M12, 5-pin, metal | Integrated laser alignment aid |
| 66033200 | ► MLD310-R3 | 400 mm | 3x | | Connector, M12, 5-pin, metal | |
| 66001200 | ◄ MLD300-T3 | 400 mm | 3x | 0.5 ... 50 m | Connector, M12, 5-pin, metal | |
| 66033600 | ► MLD310-XR3 | 400 mm | 3x | | Connector, M12, 5-pin, metal | |
| 66001600 | ◄ MLD300-XT3 | 400 mm | 3x | 20 ... 70 m | Connector, M12, 5-pin, metal | |
| 66036200 | ► MLD310-R3L | 400 mm | 3x | | Connector, M12, 5-pin, metal | Reflective element for laser alignment aid |
| 66002200 | ◄ MLD300-T3L | 400 mm | 3x | 0.5 ... 50 m | Connector, M12, 5-pin, metal | Integrated laser alignment aid |
| 66036600 | ► MLD310-XR3L | 400 mm | 3x | | Connector, M12, 5-pin, metal | Reflective element for laser alignment aid |
| 66002600 | ◄ MLD300-XT3L | 400 mm | 3x | 20 ... 70 m | Connector, M12, 5-pin, metal | Integrated laser alignment aid |
| 66033300 | ► MLD310-R4 | 300 mm | 4x | | Connector, M12, 5-pin, metal | |
| 66001300 | ◄ MLD300-T4 | 300 mm | 4x | 0.5 ... 50 m | Connector, M12, 5-pin, metal | |
| 66033700 | ► MLD310-XR4 | 300 mm | 4x | | Connector, M12, 5-pin, metal | |
| 66001700 | ◄ MLD300-XT4 | 300 mm | 4x | 20 ... 70 m | Connector, M12, 5-pin, metal | |
| 66036300 | ► MLD310-R4L | 300 mm | 4x | | Connector, M12, 5-pin, metal | Reflective element for laser alignment aid |
| 66002300 | ◄ MLD300-T4L | 300 mm | 4x | 0.5 ... 50 m | Connector, M12, 5-pin, metal | Integrated laser alignment aid |
| 66036700 | ► MLD310-XR4L | 300 mm | 4x | | Connector, M12, 5-pin, metal | Reflective element for laser alignment aid |
| 66002700 | ◄ MLD300-XT4L | 300 mm | 4x | 20 ... 70 m | Connector, M12, 5-pin, metal | Integrated laser alignment aid |

► receiver / ◄ transmitter
 Included in delivery: sliding blocks

MLD 312

These multiple light beam safety devices are equipped with an automatic restart. The receivers are equipped with a test input for the periodic function test by means of an external safety monitoring device.

Benefits:

- The configuration is simply performed by means of wiring, i.e. no software, PC or DIP switch are necessary
- Use at ambient temperatures as low as -30 °C is possible
- Test input for periodic function test
- Options: integrated muting indicator

| Part no. | Part description | Beam spacing | Number of beams | Operating range | Connection | Design |
|----------|------------------|--------------|-----------------|-----------------|------------------------------|--------------------------------------------|
| 66043100 | ► MLD312-R2 | 500 mm | 2x | | Connector, M12, 5-pin, metal | |
| 66001100 | ◄ MLD300-T2 | 500 mm | 2x | 0.5 ... 50 m | Connector, M12, 5-pin, metal | |
| 66043500 | ► MLD312-XR2 | 500 mm | 2x | | Connector, M12, 5-pin, metal | |
| 66001500 | ◄ MLD300-XT2 | 500 mm | 2x | 20 ... 70 m | Connector, M12, 5-pin, metal | |
| 66046100 | ► MLD312-R2L | 500 mm | 2x | | Connector, M12, 5-pin, metal | Reflective element for laser alignment aid |
| 66002100 | ◄ MLD300-T2L | 500 mm | 2x | 0.5 ... 50 m | Connector, M12, 5-pin, metal | Integrated laser alignment aid |
| 66046500 | ► MLD312-XR2L | 500 mm | 2x | | Connector, M12, 5-pin, metal | Reflective element for laser alignment aid |
| 66002500 | ◄ MLD300-XT2L | 500 mm | 2x | 20 ... 70 m | Connector, M12, 5-pin, metal | Integrated laser alignment aid |
| 66043200 | ► MLD312-R3 | 400 mm | 3x | | Connector, M12, 5-pin, metal | |
| 66001200 | ◄ MLD300-T3 | 400 mm | 3x | 0.5 ... 50 m | Connector, M12, 5-pin, metal | |
| 66043600 | ► MLD312-XR3 | 400 mm | 3x | | Connector, M12, 5-pin, metal | |
| 66001600 | ◄ MLD300-XT3 | 400 mm | 3x | 20 ... 70 m | Connector, M12, 5-pin, metal | |
| 66046200 | ► MLD312-R3L | 400 mm | 3x | | Connector, M12, 5-pin, metal | Reflective element for laser alignment aid |
| 66002200 | ◄ MLD300-T3L | 400 mm | 3x | 0.5 ... 50 m | Connector, M12, 5-pin, metal | Integrated laser alignment aid |
| 66046600 | ► MLD312-XR3L | 400 mm | 3x | | Connector, M12, 5-pin, metal | Reflective element for laser alignment aid |
| 66002600 | ◄ MLD300-XT3L | 400 mm | 3x | 20 ... 70 m | Connector, M12, 5-pin, metal | Integrated laser alignment aid |
| 66043300 | ► MLD312-R4 | 300 mm | 4x | | Connector, M12, 5-pin, metal | |
| 66001300 | ◄ MLD300-T4 | 300 mm | 4x | 0.5 ... 50 m | Connector, M12, 5-pin, metal | |
| 66043700 | ► MLD312-XR4 | 300 mm | 4x | | Connector, M12, 5-pin, metal | |
| 66001700 | ◄ MLD300-XT4 | 300 mm | 4x | 20 ... 70 m | Connector, M12, 5-pin, metal | |
| 66046300 | ► MLD312-R4L | 300 mm | 4x | | Connector, M12, 5-pin, metal | Reflective element for laser alignment aid |
| 66002300 | ◄ MLD300-T4L | 300 mm | 4x | 0.5 ... 50 m | Connector, M12, 5-pin, metal | Integrated laser alignment aid |
| 66046700 | ► MLD312-XR4L | 300 mm | 4x | | Connector, M12, 5-pin, metal | Reflective element for laser alignment aid |
| 66002700 | ◄ MLD300-XT4L | 300 mm | 4x | 20 ... 70 m | Connector, M12, 5-pin, metal | Integrated laser alignment aid |

► receiver / ◄ transmitter
 Included in delivery: sliding blocks

MLD 320

These multiple light beam safety devices offer a selectable start/restart interlock (RES) and contactor monitoring (EDM).

Benefits:

- The configuration is simply performed by means of wiring, i.e. no software, PC or DIP switch are necessary
- Use at ambient temperatures as low as -30 °C is possible
- Start/restart interlock (RES), selectable
- Contactor monitoring (EDM), selectable
- Options: integrated laser alignment aid, integrated status indicator

| Part no. | Part description | Beam spacing | Number of beams | Operating range | Connection | Design |
|----------|------------------|--------------|-----------------|-----------------|------------------------------|-------------------------------------------------------------------------|
| 66053100 | ▶ MLD320-R2 | 500 mm | 2x | | Connector, M12, 8-pin, metal | |
| 66001100 | ◀ MLD300-T2 | 500 mm | 2x | 0.5 ... 50 m | Connector, M12, 5-pin, metal | |
| 66053500 | ▶ MLD320-XR2 | 500 mm | 2x | | Connector, M12, 8-pin, metal | |
| 66001500 | ◀ MLD300-XT2 | 500 mm | 2x | 20 ... 70 m | Connector, M12, 5-pin, metal | |
| 66054100 | ▶ MLD320-R2M | 500 mm | 2x | | Connector, M12, 8-pin, metal | Integrated status indicator |
| 66001100 | ◀ MLD300-T2 | 500 mm | 2x | 0.5 ... 50 m | Connector, M12, 5-pin, metal | |
| 66054500 | ▶ MLD320-XR2M | 500 mm | 2x | | Connector, M12, 8-pin, metal | Integrated status indicator |
| 66001500 | ◀ MLD300-XT2 | 500 mm | 2x | 20 ... 70 m | Connector, M12, 5-pin, metal | |
| 66056100 | ▶ MLD320-R2L | 500 mm | 2x | | Connector, M12, 8-pin, metal | Reflective element for laser alignment aid |
| 66002100 | ◀ MLD300-T2L | 500 mm | 2x | 0.5 ... 50 m | Connector, M12, 5-pin, metal | Integrated laser alignment aid |
| 66055100 | ▶ MLD320-R2LM | 500 mm | 2x | | Connector, M12, 8-pin, metal | Integrated status indicator, reflective element for laser alignment aid |
| 66002100 | ◀ MLD300-T2L | 500 mm | 2x | 0.5 ... 50 m | Connector, M12, 5-pin, metal | Integrated laser alignment aid |
| 66056500 | ▶ MLD320-XR2L | 500 mm | 2x | | Connector, M12, 8-pin, metal | Reflective element for laser alignment aid |
| 66002500 | ◀ MLD300-XT2L | 500 mm | 2x | 20 ... 70 m | Connector, M12, 5-pin, metal | Integrated laser alignment aid |
| 66055500 | ▶ MLD320-XR2LM | 500 mm | 2x | | Connector, M12, 8-pin, metal | Integrated status indicator, reflective element for laser alignment aid |
| 66002500 | ◀ MLD300-XT2L | 500 mm | 2x | 20 ... 70 m | Connector, M12, 5-pin, metal | Integrated laser alignment aid |
| 66053200 | ▶ MLD320-R3 | 400 mm | 3x | | Connector, M12, 8-pin, metal | |
| 66001200 | ◀ MLD300-T3 | 400 mm | 3x | 0.5 ... 50 m | Connector, M12, 5-pin, metal | |
| 66053600 | ▶ MLD320-XR3 | 400 mm | 3x | | Connector, M12, 8-pin, metal | |
| 66001600 | ◀ MLD300-XT3 | 400 mm | 3x | 20 ... 70 m | Connector, M12, 5-pin, metal | |
| 66054200 | ▶ MLD320-R3M | 400 mm | 3x | | Connector, M12, 8-pin, metal | Integrated status indicator |
| 66001200 | ◀ MLD300-T3 | 400 mm | 3x | 0.5 ... 50 m | Connector, M12, 5-pin, metal | |
| 66054600 | ▶ MLD320-XR3M | 400 mm | 3x | | Connector, M12, 8-pin, metal | Integrated status indicator |
| 66001600 | ◀ MLD300-XT3 | 400 mm | 3x | 20 ... 70 m | Connector, M12, 5-pin, metal | |
| 66056200 | ▶ MLD320-R3L | 400 mm | 3x | | Connector, M12, 8-pin, metal | Reflective element for laser alignment aid |
| 66002200 | ◀ MLD300-T3L | 400 mm | 3x | 0.5 ... 50 m | Connector, M12, 5-pin, metal | Integrated laser alignment aid |
| 66055200 | ▶ MLD320-R3LM | 400 mm | 3x | | Connector, M12, 8-pin, metal | Integrated status indicator, reflective element for laser alignment aid |
| 66002200 | ◀ MLD300-T3L | 400 mm | 3x | 0.5 ... 50 m | Connector, M12, 5-pin, metal | Integrated laser alignment aid |
| 66056600 | ▶ MLD320-XR3L | 400 mm | 3x | | Connector, M12, 8-pin, metal | Reflective element for laser alignment aid |
| 66002600 | ◀ MLD300-XT3L | 400 mm | 3x | 20 ... 70 m | Connector, M12, 5-pin, metal | Integrated laser alignment aid |
| 66055600 | ▶ MLD320-XR3LM | 400 mm | 3x | | Connector, M12, 8-pin, metal | Integrated status indicator, reflective element for laser alignment aid |
| 66002600 | ◀ MLD300-XT3L | 400 mm | 3x | 20 ... 70 m | Connector, M12, 5-pin, metal | Integrated laser alignment aid |
| 66053300 | ▶ MLD320-R4 | 300 mm | 4x | | Connector, M12, 8-pin, metal | |
| 66001300 | ◀ MLD300-T4 | 300 mm | 4x | 0.5 ... 50 m | Connector, M12, 5-pin, metal | |
| 66053700 | ▶ MLD320-XR4 | 300 mm | 4x | | Connector, M12, 8-pin, metal | |
| 66001700 | ◀ MLD300-XT4 | 300 mm | 4x | 20 ... 70 m | Connector, M12, 5-pin, metal | |
| 66054300 | ▶ MLD320-R4M | 300 mm | 4x | | Connector, M12, 8-pin, metal | Integrated status indicator |
| 66001300 | ◀ MLD300-T4 | 300 mm | 4x | 0.5 ... 50 m | Connector, M12, 5-pin, metal | |
| 66054700 | ▶ MLD320-XR4M | 300 mm | 4x | | Connector, M12, 8-pin, metal | Integrated status indicator |
| 66001700 | ◀ MLD300-XT4 | 300 mm | 4x | 20 ... 70 m | Connector, M12, 5-pin, metal | |
| 66056300 | ▶ MLD320-R4L | 300 mm | 4x | | Connector, M12, 8-pin, metal | Reflective element for laser alignment aid |
| 66002300 | ◀ MLD300-T4L | 300 mm | 4x | 0.5 ... 50 m | Connector, M12, 5-pin, metal | Integrated laser alignment aid |
| 66055300 | ▶ MLD320-R4LM | 300 mm | 4x | | Connector, M12, 8-pin, metal | Integrated status indicator, reflective element for laser alignment aid |
| 66002300 | ◀ MLD300-T4L | 300 mm | 4x | 0.5 ... 50 m | Connector, M12, 5-pin, metal | Integrated laser alignment aid |
| 66056700 | ▶ MLD320-XR4L | 300 mm | 4x | | Connector, M12, 8-pin, metal | Reflective element for laser alignment aid |
| 66002700 | ◀ MLD300-XT4L | 300 mm | 4x | 20 ... 70 m | Connector, M12, 5-pin, metal | Integrated laser alignment aid |
| 66055700 | ▶ MLD320-XR4LM | 300 mm | 4x | | Connector, M12, 8-pin, metal | Integrated status indicator, reflective element for laser alignment aid |
| 66002700 | ◀ MLD300-XT4L | 300 mm | 4x | 20 ... 70 m | Connector, M12, 5-pin, metal | Integrated laser alignment aid |

▶ receiver / ◀ transmitter
Included in delivery: sliding blocks

Switching sensors

Measuring sensors

Products for safety at work

Identification

Data transmission / Control components

Industrial image processing

Accessories

MLD 330

Many functions, such as start/restart interlock, contactor monitoring, timing controlled 2-sensor muting, sequence controlled 2-sensor muting, ensure great flexibility.

Benefits:

- The configuration is simply performed by means of wiring, i.e. no software, PC or DIP switch are necessary
- Use at ambient temperatures as low as -30°C is possible
- Start/restart interlock (RES), selectable
- Contactor monitoring (EDM), selectable
- Configurable operating modes
- Integrated muting function, no additional muting module is necessary
- 2-sensor muting, (timing controlled, sequence controlled)
- Options: integrated laser alignment aid, integrated muting indicator, 7-segment display

| Part no. | Part description | Beam spacing | Number of beams | Operating range | Connection | Design |
|----------|------------------|--------------|-----------------|-----------------|------------------------------|------------------------------------------------------------------------------------------------------|
| 66063100 | ► MLD330-R2 | 500 mm | 2x | | Connector, M12, 8-pin, metal | |
| 66001100 | ◄ MLD300-T2 | 500 mm | 2x | 0.5 ... 50 m | Connector, M12, 5-pin, metal | |
| 66063500 | ► MLD330-XR2 | 500 mm | 2x | | Connector, M12, 8-pin, metal | |
| 66001500 | ◄ MLD300-XT2 | 500 mm | 2x | 20 ... 70 m | Connector, M12, 5-pin, metal | |
| 66064100 | ► MLD330-R2M | 500 mm | 2x | | Connector, M12, 8-pin, metal | Integrated muting indicator, integrated status indicator |
| 66001100 | ◄ MLD300-T2 | 500 mm | 2x | 0.5 ... 50 m | Connector, M12, 5-pin, metal | |
| 66066100 | ► MLD330-R2L | 500 mm | 2x | | Connector, M12, 8-pin, metal | Reflective element for laser alignment aid |
| 66002100 | ◄ MLD300-T2L | 500 mm | 2x | 0.5 ... 50 m | Connector, M12, 5-pin, metal | Integrated laser alignment aid |
| 66065100 | ► MLD330-R2LM | 500 mm | 2x | | Connector, M12, 8-pin, metal | Integrated muting indicator, integrated status indicator, reflective element for laser alignment aid |
| 66002100 | ◄ MLD300-T2L | 500 mm | 2x | 0.5 ... 50 m | Connector, M12, 5-pin, metal | Integrated laser alignment aid |
| 66066500 | ► MLD330-XR2L | 500 mm | 2x | | Connector, M12, 8-pin, metal | Reflective element for laser alignment aid |
| 66002500 | ◄ MLD300-XT2L | 500 mm | 2x | 20 ... 70 m | Connector, M12, 5-pin, metal | Integrated laser alignment aid |
| 66063200 | ► MLD330-R3 | 400 mm | 3x | | Connector, M12, 8-pin, metal | |
| 66001200 | ◄ MLD300-T3 | 400 mm | 3x | 0.5 ... 50 m | Connector, M12, 5-pin, metal | |
| 66063600 | ► MLD330-XR3 | 400 mm | 3x | | Connector, M12, 8-pin, metal | |
| 66001600 | ◄ MLD300-XT3 | 400 mm | 3x | 20 ... 70 m | Connector, M12, 5-pin, metal | |
| 66064200 | ► MLD330-R3M | 400 mm | 3x | | Connector, M12, 8-pin, metal | Integrated muting indicator, integrated status indicator |
| 66001200 | ◄ MLD300-T3 | 400 mm | 3x | 0.5 ... 50 m | Connector, M12, 5-pin, metal | |
| 66066200 | ► MLD330-R3L | 400 mm | 3x | | Connector, M12, 8-pin, metal | Reflective element for laser alignment aid |
| 66002200 | ◄ MLD300-T3L | 400 mm | 3x | 0.5 ... 50 m | Connector, M12, 5-pin, metal | Integrated laser alignment aid |
| 66065200 | ► MLD330-R3LM | 400 mm | 3x | | Connector, M12, 8-pin, metal | Integrated muting indicator, integrated status indicator, reflective element for laser alignment aid |
| 66002200 | ◄ MLD300-T3L | 400 mm | 3x | 0.5 ... 50 m | Connector, M12, 5-pin, metal | Integrated laser alignment aid |
| 66066600 | ► MLD330-XR3L | 400 mm | 3x | | Connector, M12, 8-pin, metal | Reflective element for laser alignment aid |
| 66002600 | ◄ MLD300-XT3L | 400 mm | 3x | 20 ... 70 m | Connector, M12, 5-pin, metal | Integrated laser alignment aid |
| 66063300 | ► MLD330-R4 | 300 mm | 4x | | Connector, M12, 8-pin, metal | |
| 66001300 | ◄ MLD300-T4 | 300 mm | 4x | 0.5 ... 50 m | Connector, M12, 5-pin, metal | |
| 66063700 | ► MLD330-XR4 | 300 mm | 4x | | Connector, M12, 8-pin, metal | |
| 66001700 | ◄ MLD300-XT4 | 300 mm | 4x | 20 ... 70 m | Connector, M12, 5-pin, metal | |
| 66064300 | ► MLD330-R4M | 300 mm | 4x | | Connector, M12, 8-pin, metal | Integrated muting indicator, integrated status indicator |
| 66001300 | ◄ MLD300-T4 | 300 mm | 4x | 0.5 ... 50 m | Connector, M12, 5-pin, metal | |
| 66066300 | ► MLD330-R4L | 300 mm | 4x | | Connector, M12, 8-pin, metal | Reflective element for laser alignment aid |
| 66002300 | ◄ MLD300-T4L | 300 mm | 4x | 0.5 ... 50 m | Connector, M12, 5-pin, metal | Integrated laser alignment aid |
| 66065300 | ► MLD330-R4LM | 300 mm | 4x | | Connector, M12, 8-pin, metal | Integrated muting indicator, integrated status indicator, reflective element for laser alignment aid |
| 66002300 | ◄ MLD300-T4L | 300 mm | 4x | 0.5 ... 50 m | Connector, M12, 5-pin, metal | Integrated laser alignment aid |
| 66066700 | ► MLD330-XR4L | 300 mm | 4x | | Connector, M12, 8-pin, metal | Reflective element for laser alignment aid |
| 66002700 | ◄ MLD300-XT4L | 300 mm | 4x | 20 ... 70 m | Connector, M12, 5-pin, metal | Integrated laser alignment aid |

► receiver / ◄ transmitter
Included in delivery: sliding blocks

MLD 335

Through extensive functions, such as start/restart interlock, contactor monitoring, timing controlled 2-sensor muting, sequence controlled 2-sensor muting and timing controlled 4-sensor muting, these multiple light beam safety devices can be used in different areas.

Benefits:

- The configuration is simply performed by means of wiring, i.e. no software, PC or DIP switch are necessary
- Use at ambient temperatures as low as -30°C is possible
- Start/restart interlock (RES), selectable
- Contactor monitoring (EDM), selectable
- Configurable operating modes
- Integrated muting function, no additional muting module is necessary
- 2-sensor muting, (timing controlled, sequence controlled)
- Timing controlled 4-sensor muting
- Options: integrated muting indicator, 7-segment display

| Part no. | Part description | Beam spacing | Number of beams | Operating range | Connection | Design |
|----------|------------------|--------------|-----------------|-----------------|------------------------------|------------------------------------------------------------------------------------------------------|
| 66073100 | ► MLD335-R2 | 500 mm | 2x | | Connector, M12, 8-pin, metal | |
| 66001100 | ◄ MLD300-T2 | 500 mm | 2x | 0.5 ... 50 m | Connector, M12, 5-pin, metal | |
| 66073500 | ► MLD335-XR2 | 500 mm | 2x | | Connector, M12, 8-pin, metal | |
| 66001500 | ◄ MLD300-XT2 | 500 mm | 2x | 20 ... 70 m | Connector, M12, 5-pin, metal | |
| 66074100 | ► MLD335-R2M | 500 mm | 2x | | Connector, M12, 8-pin, metal | Integrated muting indicator, integrated status indicator |
| 66001100 | ◄ MLD300-T2 | 500 mm | 2x | 0.5 ... 50 m | Connector, M12, 5-pin, metal | |
| 66076100 | ► MLD335-R2L | 500 mm | 2x | | Connector, M12, 8-pin, metal | Reflective element for laser alignment aid |
| 66002100 | ◄ MLD300-T2L | 500 mm | 2x | 0.5 ... 50 m | Connector, M12, 5-pin, metal | Integrated laser alignment aid |
| 66075100 | ► MLD335-R2LM | 500 mm | 2x | | Connector, M12, 8-pin, metal | Integrated muting indicator, integrated status indicator, reflective element for laser alignment aid |
| 66002100 | ◄ MLD300-T2L | 500 mm | 2x | 0.5 ... 50 m | Connector, M12, 5-pin, metal | Integrated laser alignment aid |
| 66076500 | ► MLD335-XR2L | 500 mm | 2x | | Connector, M12, 8-pin, metal | Reflective element for laser alignment aid |
| 66002500 | ◄ MLD300-XT2L | 500 mm | 2x | 20 ... 70 m | Connector, M12, 5-pin, metal | Integrated laser alignment aid |
| 66073200 | ► MLD335-R3 | 400 mm | 3x | | Connector, M12, 8-pin, metal | |
| 66001200 | ◄ MLD300-T3 | 400 mm | 3x | 0.5 ... 50 m | Connector, M12, 5-pin, metal | |
| 66073600 | ► MLD335-XR3 | 400 mm | 3x | | Connector, M12, 8-pin, metal | |
| 66001600 | ◄ MLD300-XT3 | 400 mm | 3x | 20 ... 70 m | Connector, M12, 5-pin, metal | |
| 66074200 | ► MLD335-R3M | 400 mm | 3x | | Connector, M12, 8-pin, metal | Integrated muting indicator, integrated status indicator |
| 66001200 | ◄ MLD300-T3 | 400 mm | 3x | 0.5 ... 50 m | Connector, M12, 5-pin, metal | |
| 66076200 | ► MLD335-R3L | 400 mm | 3x | | Connector, M12, 8-pin, metal | Reflective element for laser alignment aid |
| 66002200 | ◄ MLD300-T3L | 400 mm | 3x | 0.5 ... 50 m | Connector, M12, 5-pin, metal | Integrated laser alignment aid |
| 66075200 | ► MLD335-R3LM | 400 mm | 3x | | Connector, M12, 8-pin, metal | Integrated muting indicator, integrated status indicator, reflective element for laser alignment aid |
| 66002200 | ◄ MLD300-T3L | 400 mm | 3x | 0.5 ... 50 m | Connector, M12, 5-pin, metal | Integrated laser alignment aid |
| 66076600 | ► MLD335-XR3L | 400 mm | 3x | | Connector, M12, 8-pin, metal | Reflective element for laser alignment aid |
| 66002600 | ◄ MLD300-XT3L | 400 mm | 3x | 20 ... 70 m | Connector, M12, 5-pin, metal | Integrated laser alignment aid |
| 66073300 | ► MLD335-R4 | 300 mm | 4x | | Connector, M12, 8-pin, metal | |
| 66001300 | ◄ MLD300-T4 | 300 mm | 4x | 0.5 ... 50 m | Connector, M12, 5-pin, metal | |
| 66073700 | ► MLD335-XR4 | 300 mm | 4x | | Connector, M12, 8-pin, metal | |
| 66001700 | ◄ MLD300-XT4 | 300 mm | 4x | 20 ... 70 m | Connector, M12, 5-pin, metal | |
| 66074300 | ► MLD335-R4M | 300 mm | 4x | | Connector, M12, 8-pin, metal | Integrated muting indicator, integrated status indicator |
| 66001300 | ◄ MLD300-T4 | 300 mm | 4x | 0.5 ... 50 m | Connector, M12, 5-pin, metal | |
| 66076300 | ► MLD335-R4L | 300 mm | 4x | | Connector, M12, 8-pin, metal | Reflective element for laser alignment aid |
| 66002300 | ◄ MLD300-T4L | 300 mm | 4x | 0.5 ... 50 m | Connector, M12, 5-pin, metal | Integrated laser alignment aid |
| 66075300 | ► MLD335-R4LM | 300 mm | 4x | | Connector, M12, 8-pin, metal | Integrated muting indicator, integrated status indicator, reflective element for laser alignment aid |
| 66002300 | ◄ MLD300-T4L | 300 mm | 4x | 0.5 ... 50 m | Connector, M12, 5-pin, metal | Integrated laser alignment aid |
| 66076700 | ► MLD335-XR4L | 300 mm | 4x | | Connector, M12, 8-pin, metal | Reflective element for laser alignment aid |
| 66002700 | ◄ MLD300-XT4L | 300 mm | 4x | 20 ... 70 m | Connector, M12, 5-pin, metal | Integrated laser alignment aid |

► receiver / ◄ transmitter
Included in delivery: sliding blocks

Switching sensors

Measuring sensors

Products for safety at work

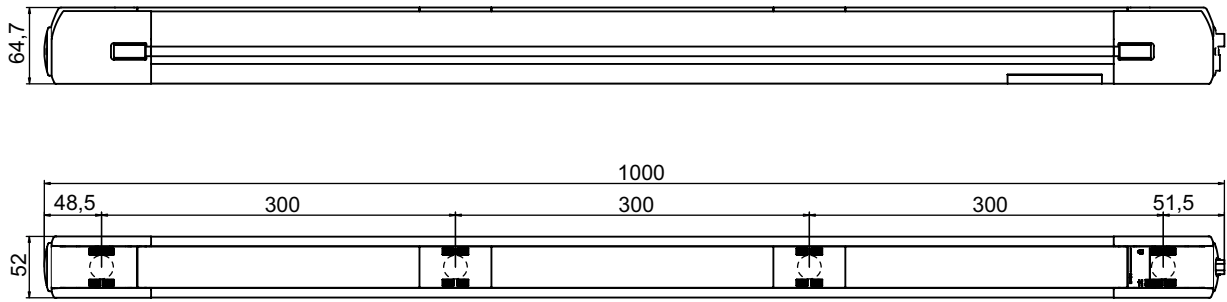
Identification

Data transmission / Control components

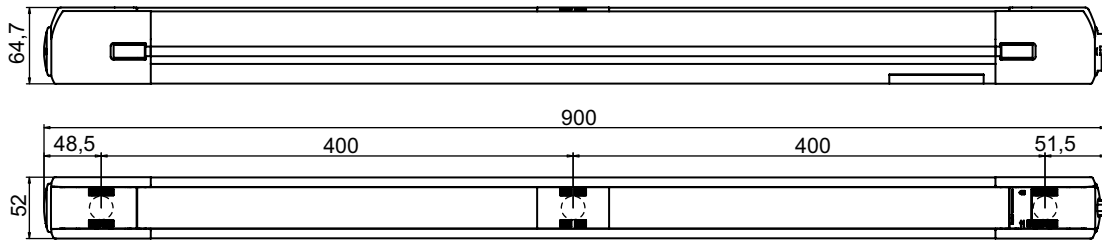
Industrial image processing

Accessories


Dimensioned drawings: MLD 300



MLD 300 multiple light beam safety device, 4-beam, transmitter,receiver



MLD 300 multiple light beam safety device, 3-beam, transmitter,receiver



MLD 300 multiple light beam safety device, 2-beam, transmitter,receiver

SMARTER APPLICATION KNOW-HOW

You need application know-how – we have the required expertise!



Conveyor and storage systems



Automotive industry



Packaging industry



Robotics / handling



Machine tools



Laboratory analysis